


# Reading in Year 1

---

How you can help at  
home.

Wednesday 17<sup>th</sup>  
November

A stack of several open books with yellowed pages, some with purple and orange covers, set against a dark teal background. The books are arranged in a way that shows their thickness and the texture of the paper.

# Reading everyday.

---

Creates lifelong readers.

Teaches children to find adventures, ideas and answers through books.

Opens doors through which children can learn about themselves.

Builds a diverse vocabulary and strengthens fluency in reading.

Allows a child's imagination and creativity to blossom.

Gives the children tools needed to become successful students.

Takes the scary out of reading in the classroom.

Awakens children to the world around them.

# How do we teach reading in Year 1?



Daily phonics teaching for 30 minutes.



Class texts and book talk.



Whole class guided reading sessions.



Guided reading sessions using Rocket Phonics target practice readers.

## *Other reading opportunities.*

Whole class home reading sessions.

1:1 reading with an adult at least once a week.

Sharing stories during daily story time.

Books available in the reading area to access through the day.

# Phonics



We are following the Rocket Phonics scheme.



Phonics is taught daily where 2 new sounds are taught per week.



Children learn to blend help them read words and segment to help them spell.



Children will be taught common exception words which are words we can sound out part of the word but other parts have a less common letter-sound correspondence that may be unusual.

# Rocket Phonics




















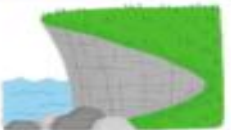









---

- Here is a short video about how we teach Phonics.  
<https://www.youtube.com/watch?v=nyGQYGHtoQ>





# Phonic Code

 **Rocket  
Phonics**  
Sounds Mat  
1

<b>s</b> sun 	<b>a</b> apple 	<b>t</b> tap 	<b>i</b> insect 	<b>p</b> pan 	
<b>n</b> net 	<b>m</b> mouse 	<b>d</b> dog 	<b>g</b> goat 	<b>o</b> octopus 	<b>c</b> cat 
<b>k</b> kite 	<b>ck</b> duck 	<b>e</b> elephant 	<b>u</b> umbrella 	<b>r</b> rabbit 	<b>h</b> hat 
<b>b</b> bat 	<b>f</b> frog 	<b>ff</b> cliff 	<b>l</b> ladder 	<b>ll</b> shell 	<b>ss</b> dress 
<b>j</b> jug 	<b>v</b> van 	<b>w</b> web 	<b>x</b> fox 	<b>y</b> yellow 	<b>z</b> zebra 

# Pupil Booklets

  **Rocket Phonics**

## Pupil Practice Booklet

**2**

**Abigail Steel**  
Consultant: Debbie Hepplewhite MBE

Name: \_\_\_\_\_



1. Revisit and review: Say and tick each sound.

k z z o x q u m y p

2. Grapheme search: Find and circle all the **sh** letters.

Sharon got a shell from the shop.

How many did you spot?

3. Blending practice: Decode and match the words to the pictures.

shell



ship



fish



shed

4. Apply: Tick the sentence that matches the picture.

Sasha sat in her shed.



Sasha was in a rush.



1. Revisit and review: Listen to the sounds and point to the letters.

x i v d o w s j

2. Grapheme write: Copy the letters and say the sound as you write.

sh sh sh \_\_\_\_\_ sh \_\_\_\_\_  
sh sh sh \_\_\_\_\_ sh \_\_\_\_\_

3. Segmenting practice: Look and write the words.



\_\_\_\_\_  
i f sh



\_\_\_\_\_  
ll sh e

4. Apply: Let's write a sentence.

\_\_\_\_\_  
\_\_\_\_\_



Target phonemes/graphemes

j v w x


RED A

Reading Planet Level 2A

Phonics Phase 3

# Jack's Fox

Georgina Green



Simple story

ISBN 978-1-3983-2191-3



# Target Practice Readers

Jack's Fox  
Will Jack get his fox back?



# Year 1 Phonics Screening Check.

---

01

In June all Year 1 Pupils will be required to take a Phonics screening check.

02

It is a way of checking a child's phonic skills to read words and become a more fluent reader.

03

There are 40 words for the children to read at their own pace. They are then scored out of 40 and you will receive the results at the end of the year.

# Supporting Reading at Home

- Find a time where you can sit down together to look at the home reading book.

- Share and look together at the reading book asking questions and checking the children have understood what they have read.

- The books will be matched to the individual phonic needs of the children so some may have a picture book, a simple book with words, or a book with sentences.

- Please remember it is not a race to get the end of a book band. It is important that the children have embedded skills and sound knowledge before they move on.

- Please read as often as you can, it really does make so much difference to your child's learning in school in lots of other areas of learning.

- Access the online eBook collection to practice different books in the same book band as the books sent from school

# The Home Reading Kit

- Red reading diary, each time you read leave us a comment to let us know how your child has found the text. The children get a reading point on class charts which works towards a reading certificate.

- Home reading book.

Common Exception Word Mat- By the end of Year 1 children are expected to read and spell all of these. Please choose a few for your child to read each week and practice them daily as part of their home reading.

Sound Mat to support quick recall and recognition of the initial sounds and to use to support any writing activities they may have.



YELLOW

Reading Planet Level 3

Phonics Phase 3/4



## Fun in the Park

Sam never wins.  
Can he run faster than  
his brother this time?

# What do the reading books look like?



Approved by the National Literacy Trust

ISBN 978-1-4718-7822-7



# Fun in the Park

Anne Glennie



# Rising Stars eBook Collection

**Bobbee Gets Stuck**

**Rocket Phonics**

Bobbee the bee gets wet in the rain.

**Bobbee Gets Stuck**  
Emma Anthonisz

Bobbee Gets Stuck (Red C)

Cover and Teaching Notes

- This is an online collection of stories that you can access via an iPad, Laptop or Smartphone at your leisure.
- The books have quiz's at the end to check the children have understood what they have read as well as the option to have the story read by a narrator.
- If you require login details for this please contact your child's class teacher.

# Please remember...

---

- All children are different

- Some children are almost a year older than others in the year group.

- Enjoy the time sharing a book together.

- If you have any concerns about your child's progress than speak to your child's class teacher.